

REGIONAL TRANSIT AUTHORITY

BOARD OF COMMISSIONERS

MAY 27, 2014

FERRY PRESENTATION



Two Agreements Effective February 16, 2014

1. LADOTD and RTA CEA

- A) Operating Subsidy Funds
- B) Ferry Capital Funds
- C) Ferry Equipment and Real Property

2. RTA and Veolia Supplemental Agreement

- A) Passenger and Vehicle Fares Implemented February 23, 2014
- B) Ferry Diesel Fuel

3. 40 Ferry Employees Transferred from LADOTD to Veolia Effective April 20, 2014

4. Ferry Ridership Summary

- A) Mardi Gras 2014
- B) French Quarter Festival 2014

5. Major Ferry Assets

Canal Street Ferry Terminal and Landing

Located on the Eastbank of the
Mississippi River at 1 Canal Street
(New Orleans, LA 70130)

Operates Monday – Thursday 7:15
a.m. – 6:30 p.m.

Friday 7:15 a.m. – 8:00 p.m.

Saturday 10:45 a.m. – 8:00 p.m.

Sunday 10:45 a.m. – 6:00 p.m.

Service Frequency: 30 minutes

Round trip: 30 minutes

Customers Served: Pedestrians

Ferry Route: Canal Street/Algiers Point



Algiers Point Ferry Terminal and Landing

Located on the Westbank of the
Mississippi River at 101 Morgan Street
(New Orleans, LA 70114)

Operates Monday – Thursday
7:15 a.m. – 6:30 p.m.

Friday 7:15 a.m. – 8:00 p.m.

Saturday 10:45 a.m. – 8:00 p.m.

Sunday 10:45 a.m. – 6:00 p.m.

Service Frequency: 30 minutes

Round trip: 30 minutes

Customers Served: Pedestrians

Ferry Route: Algiers Point/Canal Street



Lower Algiers Marine Maintenance Facility

Located on the West Bank of the Mississippi River at 7500 Patterson Road, New Orleans, LA 70131 and adjacent to the Lower Algiers Ferry Landing (Orleans Parish)

Performs preventative maintenance and small repairs on the ferry vessels and terminals

Operates Monday - Friday 7:00 a.m. – 3:30 p.m.



Lower Algiers Ferry Landing (No Terminal Building)

Located on the West Bank of the Mississippi River at 7360 Patterson Road, New Orleans, LA 70131 and adjacent to the Lower Algiers Marine Maintenance Facility


Operates 7 days a week 6:00 a.m. – 8:45 p.m.

Ferry Service Frequency: 30 minutes

Round trip: 30 minutes

Customers Served: Motor Vehicles
and Pedestrians

Ferry Route: Lower Algiers/Chalmette



Chalmette Ferry Landing (No Terminal Building)

Located on the Eastbank of the
Mississippi River at Paris Road/Ferry
Landing (St. Bernard Parish)


Operates 7 days a week 6:00 a.m. –
8:45 p.m.

Ferry Service Frequency: 30 minutes

Round trip: 30 minutes

Customers Served: Motor Vehicles
and Pedestrians

Ferry Route: Chalmette/Lower Algiers



ST. JOHN

ROUTE: Lower Algiers/Chalmette (Back -up)

USCG DOC NUMBER 582890

YEAR BUILT – 1977

SIZE – 60 X 142

TONS: GROSS (NET) – 656 (446)

PROPULSION - DIESEL, TWIN SCREW (CAT 3412)

TOTAL CAPACITY – 221 PASSENGERS
56 VEHICLES



CAPT. NEVILLE LEVY

(LADOTD DRYDOCK)

USCG DOC NUMBER 588306

YEAR BUILT – 1977

SIZE – 66 X 190

TONS: GROSS (NET) – 858 (593)

PROPULSION - DIESEL, TWIN SCREW
MAIN (CAT D398B); ELECTRIC, 360° BOW
THRUSTER

TOTAL CAPACITY – 870 PASSENGERS
60 VEHICLES



COL. FRANK X. ARMIGER

ROUTE: Canal Street/Algiers Point (Primary)

USCG DOC NUMBER 593755

YEAR BUILT – 1978

SIZE – 30 X 87

TONS: GROSS (NET) – 268 (182)

PROPULSION - DIESEL, TWIN SCREW
(CUMMINS KT 1150M)

TOTAL CAPACITY – 351 PASSENGERS
(PEDESTRIAN ONLY, NOT ABLE TO CARRY
VEHICLES)



THOMAS JEFFERSON

(LADOTD DRYDOCK)

USCG DOC NUMBER 242522

YEAR BUILT – 1942 MAJOR REFURBISHMENT
IN 2001

SIZE – 54 X 142

TONS: GROSS (NET) – 477 (398)

PROPULSION - DIESEL, TWIN 360° MAIN
THRUSTERS (CAT D353/SCHOTTEL SRP170);
DIESEL, 360° BOW THRUSTER (CAT
3306/SCHOTTEL SRP110)

TOTAL CAPACITY – 692 PASSENGERS
50 VEHICLES



SEN. ALVIN T. STUMPF

ROUTE: Lower Algiers/Chalmette (Primary)

USCG DOC NUMBER 593578

YEAR BUILT – 1978

SIZE – 66 X 190

TONS: GROSS (NET) – 858 (593)

PROPULSION - DIESEL, TWIN SCREW MAIN (CAT D398B); ELECTRIC, 360° BOW THRUSTER

TOTAL CAPACITY – 870 PASSENGERS
60 VEHICLES



LOUIS B. PORTERIE

ROUTE: Canal Street/Algiers Point (Back-up)

USCG DOC NUMBER 236610

YEAR BUILT – 1937 MAJOR REFURBISHMENT IN 1993

SIZE – 54 X 140

TONS: GROSS (NET) – 566 (522)

PROPULSION - DIESEL, TWIN 360° MAIN THRUSTERS (CAT D353/SCHOTTEL SRP170); DIESEL, 360° BOW THRUSTER (CAT 3306/SCHOTTEL SRP110)

TOTAL CAPACITY – 692 PASSENGERS
50 VEHICLES



**Canal/Algiers Point
and
Lower Algiers/Chalmette
Ferry Routes
Financial and Operations Report
February 16, 2014 – May 31, 2014**



Mobility, Inspired by You.



TABLE OF CONTENTS

1. Ferry Expenses and Revenues
2. Ferry Ridership
3. Phase I Operational Improvements
4. Phase II Operational Improvements

**Veolia Transportation Services
Ferry Operations
Statement of Expenses and Revenues
For the Period February 16, 2014 to May 31, 2014**

Total Operating Expenses	335,316.38	607,263.54
Overhead	16,765.82	30,363.18
Profit	16,765.82	30,363.18
Total Expenses	368,848.02	667,989.90
Less Fares	(217,069.59)	(268,654.37)
RTA Billing	151,778.43	399,335.53
FY 2013-14 LADOTD Ferry Subsidy	975,760.00	
Less Feb./March Billing	(151,778.43)	
Less April/May Billing	(399,335.53)	
Less ferry diesel fuel provided by RTA	<u>(43,406.37)</u>	
May 31, 2014 Balance of FY 2013-14 LADOTD Subsidy	381,239.68	

*Veolia's February 16-23, 2014 ferry expenses and revenues are included in March 2014 categories.

**Veolia's April 1-30, 2014 ferry expenses and revenues are included in May 2014 categories.

Veolia Transportation Services

Ferry Ridership

Ferry Ridership						
February 16, 2014 through May 31 2014						
	Algiers Point/Canal Street			Lower Algiers/Chalmette		
	Pedestrian	Vehicle	Total	Pedestrian	Vehicle	Total
February 16 - February 28, 2014	21,452	48	21,500	193	13,200	13,393
*March 2014	72,759	102	72,861	404	24,909	25,313
April 2014	66,386	102	66,488	325	23,691	24,016
May 2014	40,413	121	40,534	446	26,361	26,807
*Ridership for Mardi Gras period, Saturday, March 1st - Tuesday March 4th totaled 34,915						

Veolia Transportation Services

Phase I Ferry Operational Improvements

Renovation of Maintenance Facility

- Project Description: Maintenance facility received a clean-up and removal of hazardous materials, surplus equipment, and assets earmarked for return to the State of Louisiana were removed.
- Completion Date: Ongoing

Employee Transition and Training

- Project Description: 40 employees were transitioned from State of Louisiana civil Service Employment to Veolia Transportation employment. 15 State of Louisiana employees selected to remain in the employment of the State of Louisiana.
- Completion Date: April 20, 2014

Relocation of Administrative Staff

- Project Description: Administrative staff were relocated from the CCC building to the maintenance facility.
- Completion Date: Ongoing

Veolia Transportation Services

Phase II Operational Improvements


Diamond Dropbox Interim Fare Collection System

- Project Description: Touchless cash collection drop boxes will be installed for the collection of cash fares.
- **Launch Date: July 1, 2014**
- Goals:
 - Secure Fare collection System
 - No Refunds
 - Exact change required
 - Reduces employee cash handling



Dedicated Ferry Monthly Passes

- Project Description:
- **Launch Date: July 1, 2014**
- Valid For Unlimited Passenger Trips on Canal St. and Chalmette Ferry
- Non-Transferrable
- No Refunds
- \$2.00 Value Per Ferry Trip Per Person (Passenger only/Vehicle fees apply)
- Valid Only For Calendar Month Of Year Punched



JAN	FEB	MAR	APR	MAY	JUN
VALID	VALID	VALID	VALID	VALID	VALID
JUL	AUG	SEP	OCT	NOV	DEC
VALID	VALID	VALID	VALID	VALID	VALID
2014			2015		
VALID			VALID		

RULES:

1. Calendar Month Pass
2. Valid for unlimited trips on Canal and Chalmette Ferry
3. Non-Transferable
4. No Refunds
5. Maximum \$2.00 value per person per ferry trip
6. Valid only for calendar month of the year punched

Veolia Transportation Services Ferry Operational Improvements

Expanded Ferry Service

- Project Description: The hours of ferry service on the Canal Street/Algiers Point ferry route will change as follows:

<u>Days</u>	<u>Current Hours</u>	<u>New Hours</u>
Monday-Thursday	7:15 am – 6:30 pm	6:00 am - 10:00 pm
Friday	7:15 am – 8:00 pm	6:00 am –10:00 pm
Saturday	10:45 am – 8:00 pm	No Change
Sunday	10:45 am – 6:00 pm	No Change

Launch Date: July 21, 2014

Goal: Meet the demand from our customers for increase ferry service.

Veolia Transportation Services Phase II

Ferry Operational Improvements

Marketing Campaign

- Project Description: A campaign promoting the historic ferry system utilizing media outreach, community relations, advertising, and online and social media has been developed under the campaign theme “Connecting Community”
- Target Launch Date: August 2014
- Goal: Increased ridership, improved image of the ferry system, educating current and future ferry riders about the “new” ferry system, and garnering support from community leaders, elected officials, and the business, tourism, and hospitality industry.

Revenue Ad Sales Contract

- Project Description: Veolia has begun preliminary contract negotiations with a local advertising vendor to provide third party sales service on the ferry vessels and terminals.
- Target Launch Date: August 2014
- Goal: To sell ads on-board vessels and in terminals to increase revenue potential of operation.

Terminal Clean-Up Day

- Project Description: A day of giving back by the community. Veolia and RTA are working with city leaders, the business community, hospitality and tourism community to clean the terminal locations and give the facilities a makeover.
- Goal: Improve the rider experience while utilizing the ferry system.
- Target Launch Date: TBD – Collaborate with Algiers Community

FERRY REPORT

June 24,
2014



Mobility, Inspired by You.

 **VEOLIA**
TRANSPORTATION

Diamond Dropbox Interim Fare Collection System


- Project Description: Touchless cash collection drop boxes will be installed for the collection of cash fares.
- Launch Date : July 1, 2014
- Goals:
 - Secure Fare collection System
 - No Refunds
 - Exact change required
 - Reduces employee cash handling



Dedicated Ferry Monthly Passes

- Project Description:
- Launch Date : July 1, 2014
- Valid For Unlimited Passenger Trips on Canal St. and Chalmette Ferry
- Non-Transferrable
- No Refunds
- \$2.00 Value Per Ferry Trip Per Person (Passenger only/Vehicle fees apply)
- Valid Only For Calendar Month Of Year Punched

FERRYPASS



\$65



JAN	FEB	MAR	APR	MAY	JUN
VALID	VALID	VALID	VALID	VALID	VALID
JUL	AUG	SEP	OCT	NOV	DEC
VALID	VALID	VALID	VALID	VALID	VALID
2014			2015		
VALID			VALID		

RULES:

1. Calendar Month Pass
2. Valid for unlimited trips on Canal and Chalmette Ferry
3. Non-Transferable
4. No Refunds
5. Maximum \$2.00 value per person per ferry trip
6. Valid only for calendar month of the year punched

Expanded Ferry Service

- Project Description: The hours of ferry service on the Canal Street/Algiers Point ferry route will change as follows:

<u>Days</u>	<u>Current Hours</u>	<u>New Hours</u>
Monday-Thursday	7:15 am – 6:30 pm	6:00 am - 10:00 pm
Friday	7:15 am – 8:00 pm	6:00 am –10:00 pm
Saturday	10:45 am – 8:00 pm	No Change
Sunday	10:45 am – 6:00 pm	No Change

Launch Date: July 21, 2014

Goal: Meet the demand from our customers for increase ferry service.

Integrated Bus, Streetcar and Ferry Transpass is September 2014.



FERRY OPERATIONS

Presented by:
Mark A. Major
&
Justin T. Augustine, III



July 22, 2014



**Canal/Algiers Point
and
Lower Algiers/Chalmette
Ferry Routes
Financial and Operations Report
For the Period February 16, 2014 – June 30, 2014**



July 22, 2014



TABLE OF CONTENTS

1. Ferry Expenses and Revenues
2. Ferry Ridership
3. Phase I Operational Improvements
4. Phase II Operational Improvements
5. Phase II Capital Improvements

**Veolia Transportation Services
Ferry Operations
Statement of Expenses and Revenues
For the Period February 16, 2014 to June 30, 2014**

	Feb	March*	April	May**	June
Total Operating Expenses		335,316.38		607,263.54	276,857.31
Overhead		16,765.82		30,363.18	13,842.87
Profit		16,765.82		30,363.18	13,842.87
Total Expenses		368,848.02		667,989.90	304,543.04
Less Fares		(217,069.59)		(268,654.37)	121,733.24
Veolia Net Billing		151,778.43		399,335.53	182,809.77
FY 2013-14 LADOTD Ferry Subsidy		975,760.00			
Less Feb./March Billing		(151,778.43)			
Less April/May Billing		(399,335.53)			
Less June Billing		(182,809.77)			
Less ferry diesel fuel provided by RTA		(89,416.20)			
Less incurred but not paid expenses		<u>(140,199.61)</u>			
June 30, 2014 Balance of FY 2013-14 LADOTD Subsidy		<u>12,220.46</u>			

*Veolia's February 16-23, 2014 ferry expenses and revenues are included in March 2014 categories.

**Veolia's April 1, 2014 ferry expenses and revenues are included in May 2014 categories.

Veolia Transportation Services

Ferry Ridership

Ferry Ridership						
February 16, 2014 through June 30, 2014						
	Algiers Point/Canal Street			Lower Algiers/Chalmette		
	Pedestrian	Scooters	Total	Pedestrian	Vehicle	Total
February 16 - February 28, 2014	21,452	48	21,500	193	13,200	13,393
*March 2014	72,759	102	*72,861	404	24,909	25,313
April 2014	66,386	102	**66,488	325	23,691	24,016
May 2014	40,413	121	40,534	446	26,361	26,807
June 2014	37,687	128	37,815	376	24,416	24,792
*Ridership for Mardi Gras period, Saturday, March 1st - Tuesday March 4th totaled 34,915						
**Ridership for French Quarter Festival, Thursday, April 10 th – Sunday, April 13 th totaled 33,196						

Veolia Transportation Services

Phase I Ferry Operational Improvements

Renovation of Maintenance Facility

- Project Description: Maintenance facility received a clean-up and removal of hazardous materials, surplus equipment, and assets earmarked for return to the State of Louisiana were removed.
- Completion Date: Ongoing

Employee Transition and Training

- Project Description: 40 employees were transitioned from State of Louisiana civil Service Employment to Veolia Transportation employment. 15 State of Louisiana employees selected to remain in the employment of the State of Louisiana.
- Completion Date: April 20, 2014
- Customer Service: All ferry employees will participate in a mandatory of Customer Service training session (The Green Light) conducted by Debra Gould and Associates, Inc.
- Completion Date: July 23, 2014

Relocation of Administrative Staff

- Project Description: Administrative staff were relocated from the CCC building to the maintenance facility. Upon completion of renovations at the maintenance facility, administrative staff will be relocated from the CCC building to this facility.
- Completion Date: August 15, 2014

Veolia Transportation Services

Phase II Operational Improvements


Diamond Dropbox Interim Fare Collection System

- Project Description: Touchless cash collection drop boxes will be installed for the collection of cash fares.
- Launched Date: July 1, 2014
- Goals:
 - Secure Fare collection System
 - No Refunds
 - Exact change required
 - Reduces employee cash handling



Dedicated Ferry Monthly Passes

- Project Description: Unlimited Ride Ferry Only \$65.00 Monthly Pass
- Launched Date: July 1, 2014
- Valid For Unlimited Passenger Trips on Canal St. and Chalmette Ferry
- Non-Transferrable
- No Refunds
- \$2.00 Value Per Ferry Trip Per Person (Passenger only/Vehicle fees apply)
- Valid Only For Calendar Month Of Year Punched



JAN	FEB	MAR	APR	MAY	JUN
VALID	VALID	VALID	VALID	VALID	VALID
JUL	AUG	SEP	OCT	NOV	DEC
VALID	VALID	VALID	VALID	VALID	VALID
2014			2015		
VALID			VALID		

- RULES:**
1. Calendar Month Pass
 2. Valid for unlimited trips on Canal and Chalmette Ferry
 3. Non-Transferable
 4. No Refunds
 5. Maximum \$2.00 value per person per ferry trip
 6. Valid only for calendar month of the year punched

Veolia Transportation Services Ferry Operational Improvements

Expanded Ferry Service

- Project Description: The hours of ferry service on the Canal Street/Algiers Point ferry route will change as follows:

<u>Days</u>	<u>Current Hours</u>	<u>New Hours</u>
Monday-Thursday	7:15 am – 6:30 pm	6:00 am - 10:00 pm
Friday	7:15 am – 8:00 pm	6:00 am –10:00 pm
Saturday	10:45 am – 8:00 pm	No Change
Sunday	10:45 am – 6:00 pm	No Change

Launch Date: August 4, 2014

Goal: Meet the demand from our customers for increase ferry service.

Veolia Transportation Services Phase II

Ferry Operational Improvements

Marketing Campaign

- Project Description: A campaign promoting the historic ferry system utilizing media outreach, community relations, advertising, and online and social media has been developed under the campaign theme “Connecting Community”
- Target Launch Date: August 2014
- Goal: Increased ridership, improved image of the ferry system, educating current and future ferry riders about the “new” ferry system, and garnering support from community leaders, elected officials, and the business, tourism, and hospitality industry.

Revenue Ad Sales Contract

- Project Description: Veolia has begun preliminary contract negotiations with a local advertising vendor to provide third party sales service on the ferry vessels and terminals.
- Target Launch Date: August 2014
- Goal: To sell ads on-board vessels and in terminals to increase revenue potential of operation.

Terminal Clean-Up Day

- Project Description: A day of giving back by the community. Veolia and RTA are working with city leaders, the business community, hospitality and tourism community to clean the terminal locations and give the facilities a makeover.
- Goal: Improve the rider experience while utilizing the ferry system.
- Target Launch Date: TBD – Collaborate with Algiers Community

Veolia Transportation Services Phase II

Ferry Capital Improvements

- Begin discussion with FTA, RPC and LADOTD to have available Federal grants transferred to the RTA to allow Veolia to handle the procurement of new ferry vessels and terminal improvements.
- Official request has been made via LADOTD to the Feds to transfer an existing asset (ferry vessel) to be used in operation at the Canal Street/Algiers Point operation.

**Canal/Algiers Point
and
Lower Algiers/Chalmette
Ferry Routes
Financial and Operations Report
For the Period February 16, 2014 – July 31, 2014**



August 26, 2014



**Veolia Transportation Services
Ferry Operations
Statement of Expenses and Revenues
For the July, 2014**

	July
Total Operating Expenses	403,099.59
Overhead	20,154.98
Profit	20,154.98
Total Expenses	443,409.55
Less Fares	190,057.75
Veolia Net Billing	253,351.80
FY 2014-15 LADOTD Ferry Subsidy	5,200,000.00
Less July 2014 Billing	(253,351.80)
Less July 2014 Ferry diesel fuel provided by RTA	(91,630.29)
July 31, 2014 Balance of FY 2014-5 LADOTD Subsidy	4,855,017.91

Veolia Transportation Services

Ferry Ridership

Ferry Ridership						
February 16, 2014 through July 31, 2014						
	Algiers Point/Canal Street			Lower Algiers/Chalmette		
	Pedestrian	Scooters	Total	Pedestrian	Vehicle	Total
February 16 - February 28, 2014	21,452	48	21,500	193	13,200	13,393
*March 2014	72,759	102	*72,861	404	24,909	25,313
April 2014	66,386	102	**66,488	325	23,691	24,016
May 2014	40,413	121	40,534	446	26,361	26,807
June 2014	37,687	128	37,815	376	24,416	24,792
July 2014	44,817	173	44,990	555	24,879	25,434
*Ridership for Mardi Gras period, Saturday, March 1st - Tuesday March 4th totaled 34,915						
**Ridership for French Quarter Festival, Thursday, April 10 th – Sunday, April 13 th totaled 33,196						



**Canal/Algiers Point
and
Lower Algiers/Chalmette
Ferry Routes
Financial and Operations Report
For the Period February 16, 2014 – August 31, 2014**



September 22, 2014



Veolia Transportation Services
Ferry Operations
Statement of Expenses and Revenues
For August, 2014

Fiscal year July 1, 2014 - June 30, 2015	July	August
Total Operating Expenses	403,099.59	291,139.95
Overhead	20,154.98	14,557.00
Profit	20,154.98	14,557.00
Total Expenses	443,409.55	320,253.95
Less Fares	190,057.75	116,725.95
Veolia Net Billing	253,351.80	203,528.00
FY 2014-15 LADOTD Ferry Subsidy	5,200,000.00	4,855,017.91
Less July 2014 Billing	(253,351.80)	
Less August 2014 Billing		(203,528.00)
Less July 2014 Ferry diesel fuel provided by RTA	(91,630.29)	
Less August 2014 Ferry diesel fuel provided by RTA		(45,828.20)
July 31, 2014 Balance of FY 2014-5 LADOTD Subsidy	4,855,017.91	
August 31, 2014 Balance of FY 2014-15 LADOTD Subsidy		4,605,661.71



**Canal/Algiers Point
and
Lower Algiers/Chalmette
Ferry Routes
Financial and Operations Report
For the Period February 16, 2014 – September 30, 2014**



October 28, 2014

Ferry Operations
Statement of Expenses and Revenues
SEPTEMBER 2014



Fiscal year July 1, 2014-June 30, 2015	July	August	September
Total Operating Expenses	403,099.59	291,139.95	574,629.12
Overhead	20,154.98	14,557.00	28,731.46
Profit	20,154.98	14,557.00	28,731.46
Total Expenses	443,409.55	320,253.95	632,092.03
Less Fares and Credits	190,957.75	116,725.95	117,047.34
Veolia Net Billing	253,351.80	203,528.00	515,034.69
FY 2014-15 LADOTD Ferry Subsidy	5,200,000.00	4,855,017.91	4,605,661.71
Less July 2014 Billing	(253,351.80)		
Less August 2014 Billing		(203,528.00)	
Less September 2014 Billing			(515,034.69)
Less July 2014 Ferry diesel fuel provided by RTA	(91,630.29)		
Less August 2014 Ferry diesel fuel provided by RTA		(45,828.20)	
Less September 2014 Ferry diesel fuel provided by RTA			(66,056.73)
July 31, 2014 Balance of FY 2014-15 LADOTD Subsidy	4,855,017.91		
August 31, 2014 Balance of FY 2014-15 LADOTD Subsidy		4,605,661.71	
September 30, 2014 Balance of FY 2014-15 LADOTD Subsidy			4,024,570.29

Ferry Operations RIDERSHIP

SEPTEMBER 2014

February 16, 2014 through September 30, 2014

Date	Algiers Point/Canal Street			Lower Algiers/Chalmette		
	Pedestrian	Scooters	Total	Pedestrian	Vehicle	Total
February 16-February 28, 2014	21,452	48	21,500	193	13,200	13,393
*March 2014	72,759	102	72,861	404	24,909	25,313
Apr-14	66,386	102	66,488	325	23,691	24,016
May-14	40,413	121	40,534	446	26,361	26,807
Jun-14	37,687	128	37,815	376	24,416	24,792
Jul-14	44,817	173	44,990	555	24,879	25,434
Aug-14	35,941	124	36,065	311	27,048	27,359
Sep-14	24,294	48	24,342	292	25,358	25,650

*Ridership for Mardi Gras Period, Saturday, March 1st - Tuesday, March 4th totaled 34,915

** Ridership for French Quarter Festival, Thursday, April 10th - Sunday, April 13th totaled 33,196



**Canal/Algiers Point
and
Lower Algiers/Chalmette
Ferry Routes
Financial and Operations Report
For the Period February 16, 2014 – October 31, 2014**



November 18, 2014

Ferry Operations
Statement of Expenses and Revenues
OCTOBER 2014



Fiscal year July 1, 2014-June 30, 2015	July	August	September	October
Total Expenses	443,409.55	320,253.95	632,092.03	529,779.59
Less Fares and Credits	190,957.75	116,725.95	117,047.34	(132,496.39)
Veolia Net Billing	253,351.80	203,528.00	515,034.69	397,283.20
FY 2014-15 LADOTD Ferry Subsidy	5,200,000.00	4,855,017.91	4,605,661.71	4,024,570.29
Less July 2014 Billing	(253,351.80)			
Less August 2014 Billing		(203,528.00)		
Less September 2014 Billing			(515,034.69)	
Less October 2014 Billing				(397,283.20)
Less July 2014 Ferry diesel fuel provided by RTA	(91,630.29)			
Less August 2014 Ferry diesel fuel provided by RTA		(45,828.20)		
Less September 2014 Ferry diesel fuel provided by RTA			(66,056.73)	
Less October 2014 Ferry diesel fuel provided by RTA				(41,636.06)
July 31, 2014 Balance of FY 2014-15 LADOTD Subsidy	4,855,017.91			
August 31, 2014 Balance of FY 2014-15 LADOTD Subsidy		4,605,661.71		
September 30, 2014 Balance of FY 2014-15 LADOTD Subsidy			4,024,570.29	
October 31, 2014 Balance of FY 2014-15 LADOTD Subsidy				3,585,651.03

Ferry Operations RIDERSHIP

OCTOBER 2014

February 16, 2014 through October 31, 2014

Date	Algiers Point/Canal Street				Lower Algiers/Chalmette		
	Pedestrian	Scooters	Total		Pedestrian	Vehicle	Total
February 16-February 28, 2014	21,452	48	21,500		193	13,200	13,393
*March 2014	72,759	102	72,861		404	24,909	25,313
Apr-14	66,386	102	66,488		325	23,691	24,016
May-14	40,413	121	40,534		446	26,361	26,807
Jun-14	37,687	128	37,815		376	24,416	24,792
Jul-14	44,817	173	44,990		555	24,879	25,434
Aug-14	35,941	124	36,065		311	27,048	27,359
Sep-14	24,294	48	24,342		292	25,358	25,650
Oct-14	36,120	66	36,186		357	28,713	29,070

*Ridership for Mardi Gras Period, Saturday, March 1st - Tuesday, March 4th totaled 34,915

** Ridership for French Quarter Festival, Thursday, April 10th - Sunday, April 13th totaled 33,196

**Canal/Algiers Point
and
Lower Algiers/Chalmette
Ferry Routes
Financial and Operations Report
For the Period February 16, 2014 – November 30, 2014**



December 16, 2014

Ferry Operations

Statement of Expenses and Revenues

NOVEMBER 2014



Fiscal year July 1, 2014-June 30, 2015	July	August	September	October	November
Total Expenses	443,409.55	320,253.95	632,092.03	529,779.59	535,599.00
Less Fares and Credits	190,957.75	116,725.95	117,047.34	(132,496.39)	(132,469.00)
Veolia Net Billing	253,351.80	203,528.00	515,034.69	397,283.20	403,103.00
FY 2014-15 LADOTD Ferry Subsidy	5,200,000.00	4,855,017.91	4,605,661.71	4,024,570.29	3,585,651.03
Less July 2014 Billing	(253,351.80)				
Less August 2014 Billing		(203,528.00)			
Less September 2014 Billing			(515,034.69)		
Less October 2014 Billing				(397,283.20)	
Less November 2014 Billing					(403,103.00)
Less July 2014 Ferry diesel fuel provided by RTA	(91,630.29)				
Less August 2014 Ferry diesel fuel provided by RTA		(45,828.20)			
Less September 2014 Ferry diesel fuel provided by RTA			(66,056.73)		
Less October 2014 Ferry diesel fuel provided by RTA				(41,636.06)	
Less November 2014 Ferry diesel fuel provided by RTA					(77,516.00)
July 31, 2014 Balance of FY 2014-15 LADOTD Subsidy	4,855,017.91				
August 31, 2014 Balance of FY 2014-15 LADOTD Subsidy		4,605,661.71			
September 30, 2014 Balance of FY 2014-15 LADOTD Subsidy			4,024,570.29		
October 31, 2014 Balance of FY 2014-15 LADOTD Subsidy				3,585,651.03	
NOVEMBER 30, 2014 Balance of FY 2014-15 LADOTD Subsidy					3,105,032.03

Ferry Operations RIDERSHIP

NOVEMBER 2014

February 16, 2014 through November 30, 2014

Date	Algiers Point/Canal Street				Lower Algiers/Chalmette		
	Pedestrian	Scooters	Total		Pedestrian	Vehicle	Total
February 16-February 28, 2014	21,452	48	21,500		193	13,200	13,393
*March 2014	72,759	102	72,861		404	24,909	25,313
Apr-14	66,386	102	66,488		325	23,691	24,016
May-14	40,413	121	40,534		446	26,361	26,807
Jun-14	37,687	128	37,815		376	24,416	24,792
Jul-14	44,817	173	44,990		555	24,879	25,434
Aug-14	35,941	124	36,065		311	27,048	27,359
Sep-14	24,294	48	24,342		292	25,358	25,650
Oct-14	36,120	66	36,186		357	28,713	29,070
Nov-14	30,511	13	30,524		247	24,522	24,769

*Ridership for Mardi Gras Period, Saturday, March 1st - Tuesday, March 4th totaled 34,915

** Ridership for French Quarter Festival, Thursday, April 10th - Sunday, April 13th totaled 33,196

**Canal/Algiers Point
and
Lower Algiers/Chalmette
Ferry Routes
Financial and Operations Report
For the Period February 16, 2014 – December 31, 2014**



January 27, 2015

Ferry Operations

Statement of Expenses and Revenues

DECEMBER 2014



Fiscal year July 1, 2014-June 30, 2015	July	August	September	October	November	December
Total Expenses	443,409.55	320,253.95	632,092.03	529,779.59	535,599.00	615,933.18
Less Fares and Credits	190,957.75	116,725.95	117,047.34	(132,496.39)	(132,469.00)	(125,305.25)
Veolia Net Billing	253,351.80	203,528.00	515,034.69	397,283.20	403,103.00	490,627.93
FY 2014-15 LADOTD Ferry Subsidy	5,200,000.00	4,855,017.91	4,605,661.71	4,024,570.29	3,585,651.03	3,105,032.03
Less July 2014 Billing	(253,351.80)					
Less August 2014 Billing		(203,528.00)				
Less September 2014 Billing			(515,034.69)			
Less October 2014 Billing				(397,283.20)		
Less November 2014 Billing					(403,103.00)	490,627.93
Less July 2014 Ferry diesel fuel provided by RTA	(91,630.29)					
Less August 2014 Ferry diesel fuel provided by RTA		(45,828.20)				
Less September 2014 Ferry diesel fuel provided by RTA			(66,056.73)			
Less October 2014 Ferry diesel fuel provided by RTA				(41,636.06)		
Less November 2014 Ferry diesel fuel provided by RTA					(77,516.00)	28,060.90
July 31, 2014 Balance of FY 2014-15 LADOTD Subsidy	4,855,017.91					
August 31, 2014 Balance of FY 2014-15 LADOTD Subsidy		4,605,661.71				
September 30, 2014 Balance of FY 2014-15 LADOTD Subsidy			4,024,570.29			
October 31, 2014 Balance of FY 2014-15 LADOTD Subsidy				3,585,651.03		
November 30, 2014 Balance of FY 2014-15 LADOTD Subsidy					3,105,032.03	
DECEMBER 31,, 2014 Balance of FY 2014-15 LADOTD Subsidy						2,586,343.20

Ferry Operations

RIDERSHIP

DECEMBER 2014

February 16, 2014 through December 31, 2014

Date	Algiers Point/Canal Street			Lower Algiers/Chalmette		
	Pedestrian	Scooters	Total	Pedestrian	Vehicle	Total
February 16-February 28, 2014	21,452	48	21,500	193	13,200	13,393
*March 2014	72,759	102	72,861	404	24,909	25,313
Apr-14	66,386	102	66,488	325	23,691	24,016
May-14	40,413	121	40,534	446	26,361	26,807
Jun-14	37,687	128	37,815	376	24,416	24,792
Jul-14	44,817	173	44,990	555	24,879	25,434
Aug-14	35,941	124	36,065	311	27,048	27,359
Sep-14	24,294	48	24,342	292	25,358	25,650
Oct-14	36,120	66	36,186	357	28,713	29,070
Nov-14	30,511	13	30,524	247	24,522	24,769
Dec-14	34,201	6	34,207	234	20,507	20,741

*Ridership for Mardi Gras Period, Saturday, March 1st - Tuesday, March 4th totaled 34,915

** Ridership for French Quarter Festival, Thursday, April 10th - Sunday, April 13th totaled 33,196